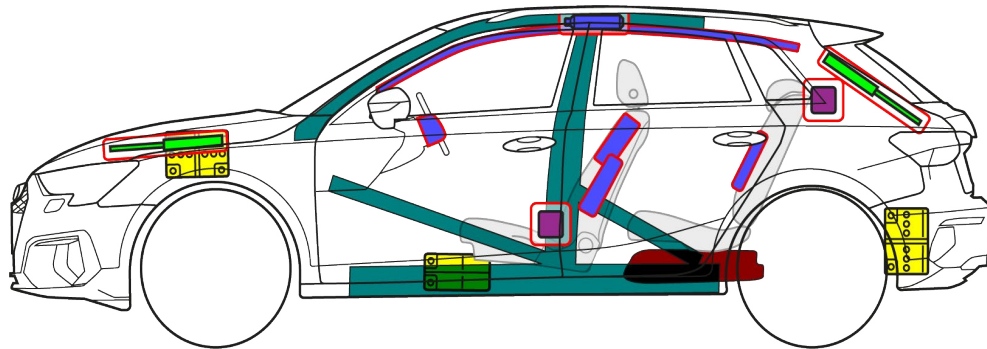
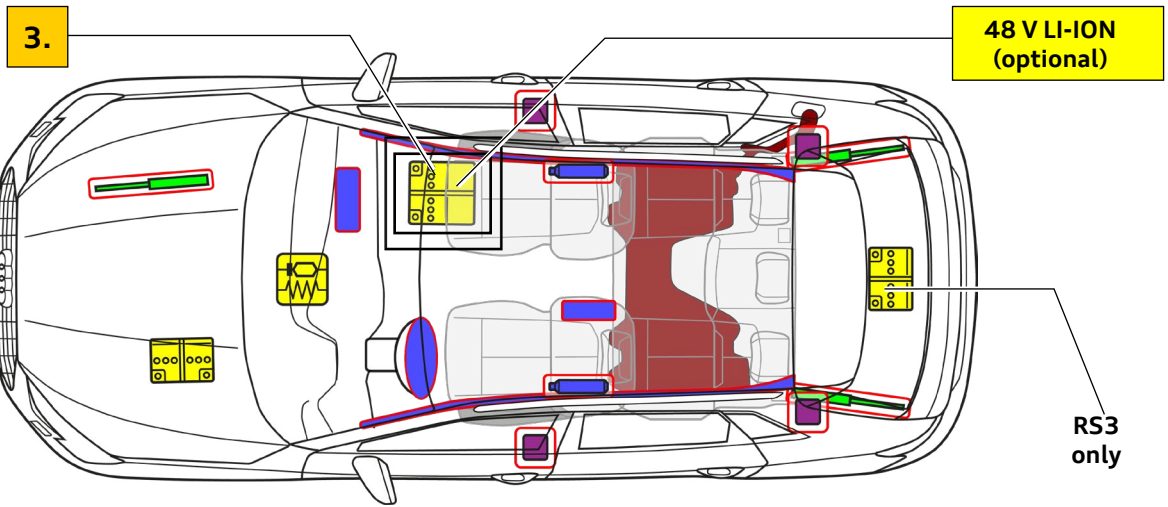




Audi A3 / S3 / RS3 / allstreet

Sportback, from 2024

5-door, 5-seater



	Airbag		Stored gas inflator		Belt tensioner		SRS control unit		Pedestrian protection active system
	Gas strut / Preloaded spring		High strength zone		Zone requiring special attention		Battery low voltage		Fuel tank, petrol or diesel



Audi A3 / S3 / RS3 / allstreet

Sportback, from 2024

5-door, 5-seater

1. Identification / recognition

Model designation
Audi A3 / S3 / RS3 /
allstreet



A3
(Model designation on rear can be deselected)


2. Immobilisation / stabilisation / lifting

Immobilising the vehicle

- ① Press the park button "P"
 - ② Apply the parking brake
- Secure vehicle to prevent it from rolling away



Lifting points



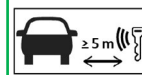
Appropriate lifting points

3. Disable direct hazards / safety regulations

Switching off the ignition



Press the "Start-Engine-Stop" button in the centre console without operating the foot brake.



Remove vehicle key, key card and/or smartphone app so that they are more than 5 m away from the vehicle if possible.

Disconnecting the 12-volt vehicle battery



Locate the 12-volt vehicle battery
Disconnect the negative terminal (-)

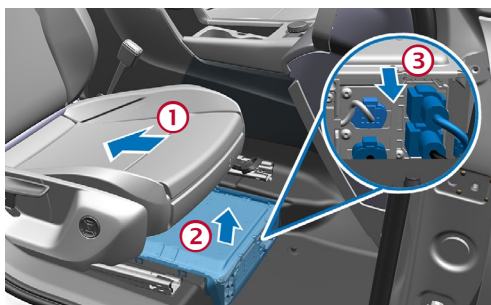


Disconnecting the 48-volt vehicle battery

In the event of an accident in which the airbag is triggered, the 48-volt vehicle electrical system is automatically deactivated as soon as airbag triggering is detected.



For all other cases, the 48-volt vehicle electrical system can be deactivated as follows:



- ① Move the right seat all the way back
- ② Remove the battery cover in the footwell on the right side of the vehicle
- ③ Disconnect all connectors

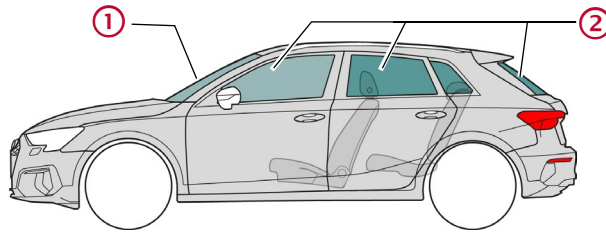


Audi A3 / S3 / RS3 / allstreet

Sportback, from 2024

5-door, 5-seater

4. Access to the occupants




Glass types:

① Laminated glass

② Tempered glass

5. Stored energy / liquids / gases / solids



Petrol or diesel
max. 55 l



12 V



48 V
Lithium-ion (optional)

6. In case of fire



Lithium-ion batteries can self-ignite or re-ignite after fire-fighting measures!
Wear appropriate personal protective equipment!



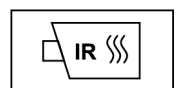
7. In case of submersion

After recovery, allow the water to drain and disconnect the battery/batteries (see section 3).
Wear appropriate personal protective equipment!

8. Towing / transportation / storage



Lithium-ion batteries can self-ignite or re-ignite after fire-fighting measures!
Wear appropriate personal protective equipment!



9. Important additional information

Further information can be found in the Audi guideline for rescue services at www.audi.com/rescue

10. Explanation of pictograms used



Flammable



Corrosives



Hazardous to the human health



Environmental hazard



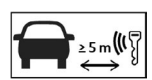
Petrol vehicle



Diesel vehicle



Use water to extinguish the fire



Remove smart key



Unlock bonnet



General warning sign