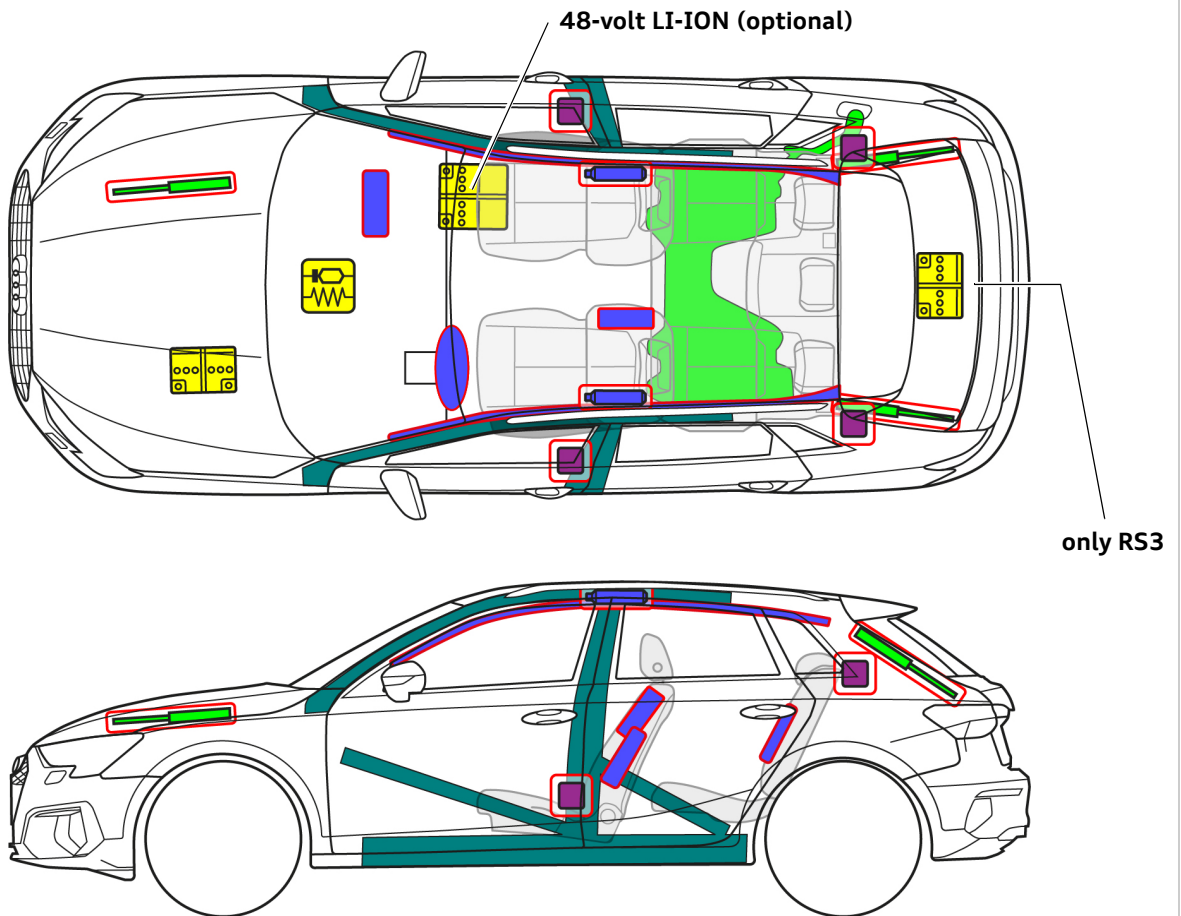




Audi A3 / S3 / RS3

Sportback, 2019 - 2024



Note: The illustration shows the maximum possible range of equipment.

	Airbag		Stored gas inflator		Seat belt pretensioner		SRS control unit		Pedestrian protection active system
	Automatic roll-over protection system		Gas strut / preloaded spring		High-strength zones		Special attention		
	Battery, Low Voltage		Ultra-capacitor, low-voltage		Fuel tank		Gas tank		Safety valve
	Battery pack, high-voltage		High voltage cable		High voltage separator		Fuse box, disabling high-voltage system		High voltage ultra-capacitor



Audi A3 / S3 / RS3

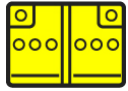
Sportback, 2019 - 2024

3. Disable direct hazards / safety regulations

Turn off the ignition



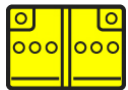
12-volt electrical system deactivation



Locate the 12-volt battery
Disconnect the negative terminal (-)

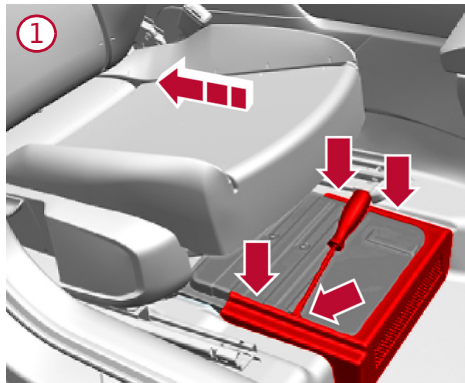


48-volt electrical system deactivation

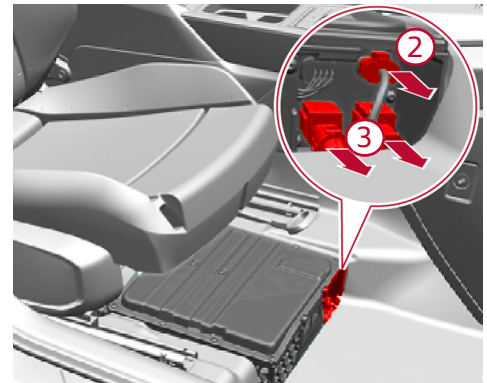


LI ION

Move the front passenger seat back and remove the battery cover

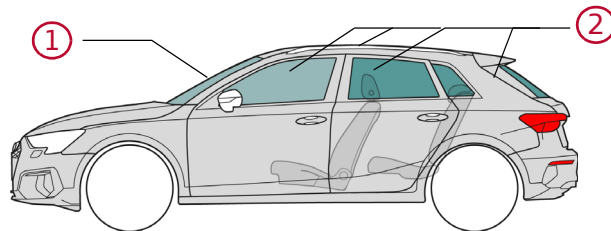


Disconnect the connector on the front of the battery



In the event of an accident in which the airbags are deployed, the 48-volt electrical system will be automatically deactivated.

4. Access to the occupants



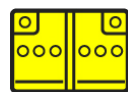
Glass types:

- ① Composite safety glass
- ② Single-layer safety glass

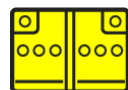
5. Stored energy / liquids / gases / solids



max. 55 l



12 V



48 V
Optional



LI ION



Audi A3 / S3 / RS3

Sportback, 2019 - 2024

6. In case of fire



Lithium ion batteries can self-ignite spontaneously or after a delay in the event of damage or incorrect use, and can re-ignite after a fire has been suppressed. Wear suitable safety equipment.



10. Explanation of pictograms used

Flammable	Explosive	Caustic, skin irritant	Hazardous to the human health	Environmental hazard	Petrol vehicle	Diesel vehicle	Attention, danger
	LI ION						
Use thermal Infrared camera	Lithium-ion battery	Use lots of water to extinguish the fire.	Release the bonnet	Release the boot			