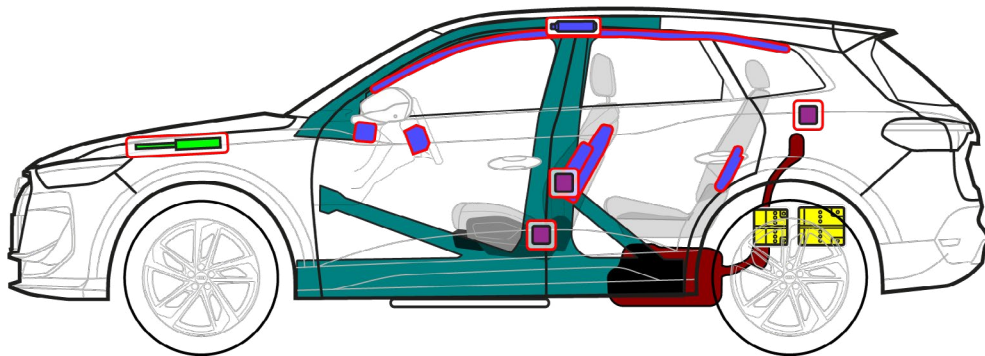
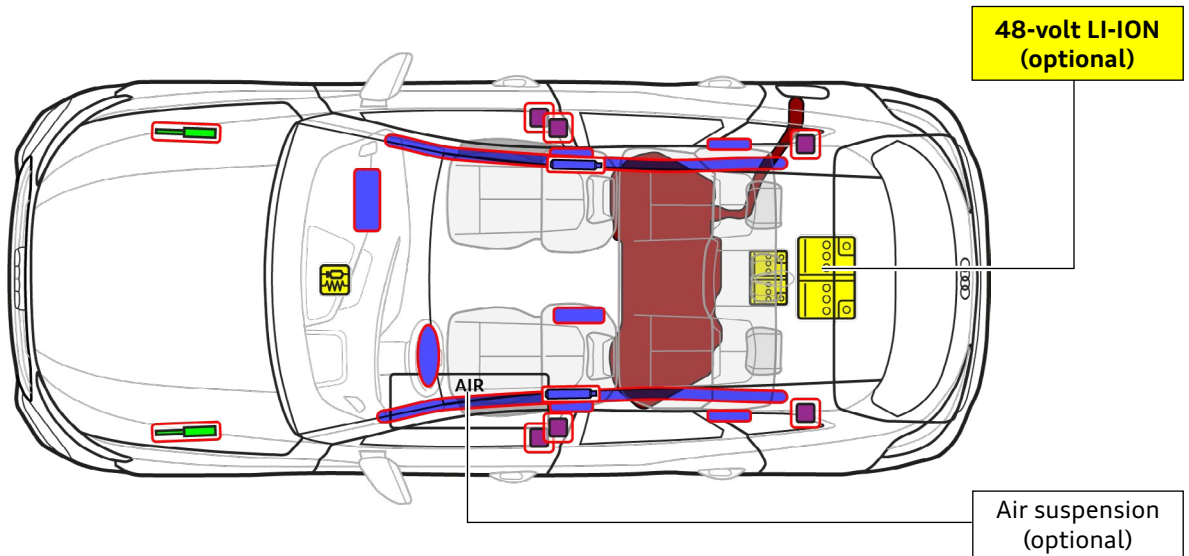




# Audi Q5 / SQ5

SUV, from 2025

5-door, 5-seater



	Airbag		Stored gas inflator		Belt tensioner		SRS control unit		Gas strut / Preloaded spring
	High strength zone		Air tank		Battery low voltage		Fuel tank, petrol or diesel		



# Audi Q5 / SQ5

SUV, from 2025

5-door, 5-seater

## 1. Identification / recognition

Model designation on B-pillar



Model designation on rear (can be deselected)

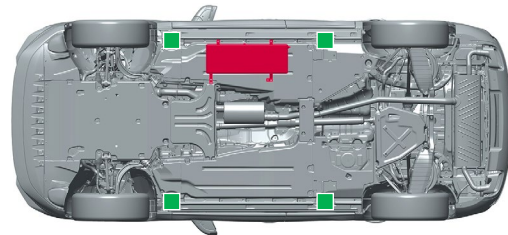
## 2. Immobilisation / stabilisation / lifting


### Immobilising the vehicle


- ① Apply the parking brake
- ② Secure the vehicle to prevent it from rolling away



### Lifting points



 Appropriate lifting points

 Compressed air tank (optional)

## 3. Disable direct hazards / safety regulations

### Switch off the ignition

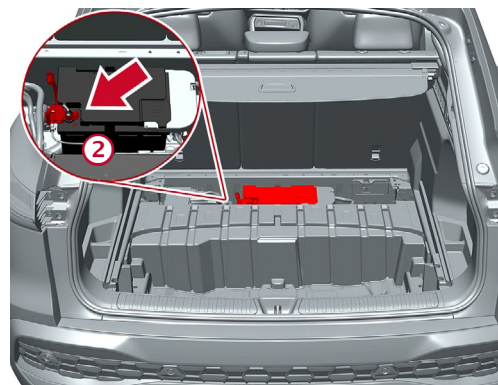
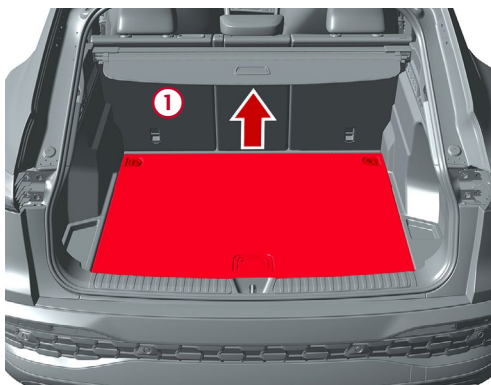


Press the "Start-Engine-Stop" button in the centre console without operating the foot brake.



Remove vehicle key, key card and/or smartphone app so that they are more than 5 m away from the vehicle if possible.

### 1) Disconnecting the 12-volt vehicle battery in the luggage compartment



Remove the luggage compartment floor:

- ① To do this, loosen the screw points of the lashing eyes or use a suitable tool to lever up the luggage compartment floor

- ② Locate the 12-volt vehicle battery and disconnect the negative battery terminal



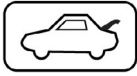
# Audi Q5 / SQ5

SUV, from 2025

5-door, 5-seater

## 2) Disconnecting the 48-volt vehicle battery (optional) in the luggage compartment

**In the event of an accident in which the airbag is triggered, the 48-volt vehicle electrical system is automatically deactivated as soon as airbag triggering is detected.**



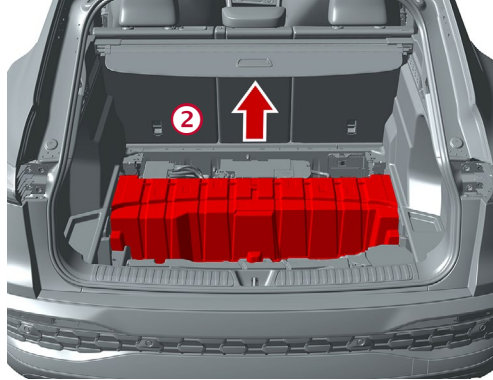
In addition, the 48-volt vehicle electrical system is deactivated after approx. 10 seconds if the following procedure is followed:

- 1) Ignition off
- 2) Disconnect 12-volt vehicle battery

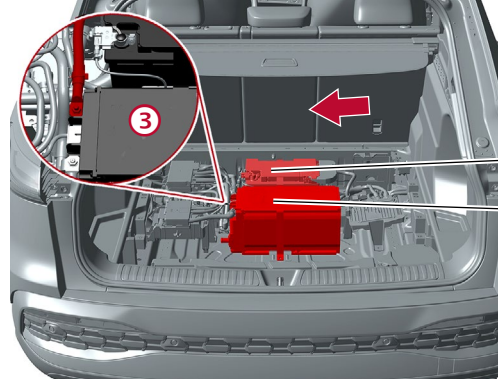


For all other cases, the 48-volt vehicle electrical system can be deactivated as follows:

- ① Remove the luggage compartment floor (see Disconnecting the 12-volt battery)



② Remove the cover of the 48-volt battery

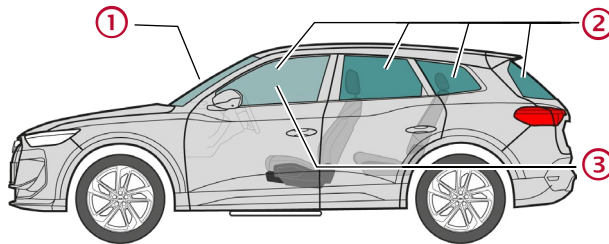


③ Locate the 48-volt vehicle battery and disconnect the negative battery terminal

12-volt battery

48-volt battery


## 4. Access to the occupants



### Glass types:

- ① Laminated glass
- ② Tempered glass
- ③ Laminated glass (optional)

## 5. Stored energy / liquids / gases / solids



Petrol or diesel  
max. 60 l



12 V



48 V  
Lithium-ion (optional)



max. 18 bar  
(optional)



# Audi Q5 / SQ5

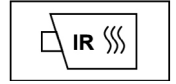
SUV, from 2025

5-door, 5-seater

## 6. In case of fire



Lithium-ion batteries can self-ignite or re-ignite after fire-fighting measures!  
Wear appropriate personal protective equipment!



Leaks in the optional air suspension system can lead to an increase in fire intensity.

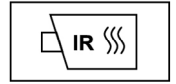
## 7. In case of submersion

After recovery, allow the water to drain and disconnect the battery/batteries (see section 3).  
Wear appropriate personal protective equipment!

## 8. Towing / transportation / storage



Lithium-ion batteries can self-ignite or re-ignite after fire-fighting measures!  
Wear appropriate personal protective equipment!



## 9. Important additional information

Further information can be found in the Audi guideline for rescue services at [www.audi.com/rescue](http://www.audi.com/rescue)

## 10. Explanation of pictograms used

Flammable	Corrosives	Hazardous to human health	Environmental hazard	Fuel tank, petrol	Fuel tank, diesel	Use water to extinguish the fire	Remove smart key
Unlock boot	General warning sign						