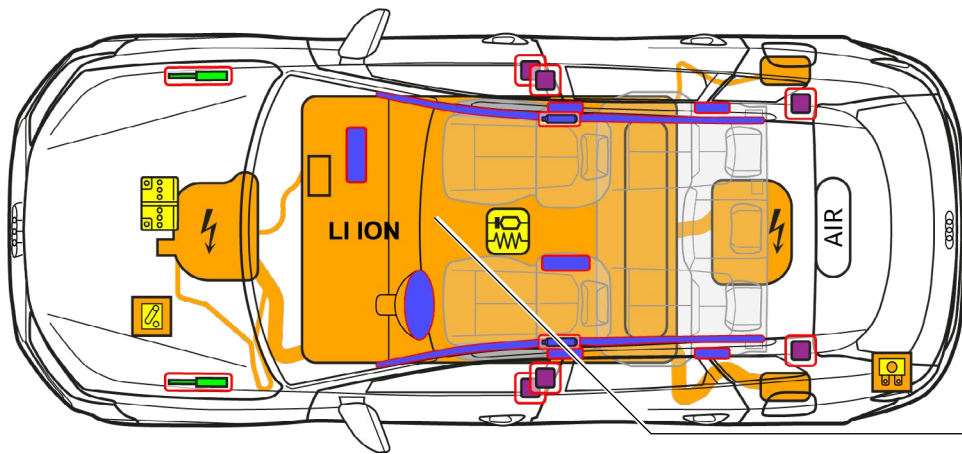




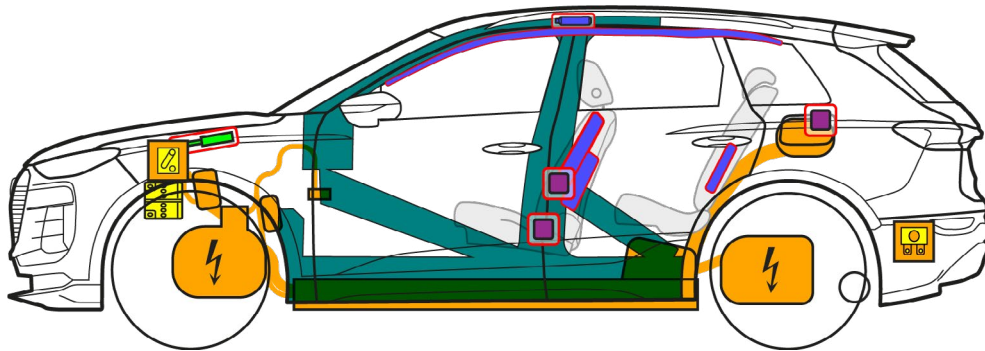
Audi Q6 / SQ6 e-tron

SUV, from 2024

5-door, 5-seater



800 V
LI-ION



	Airbag		Stored gas inflator		Seat belt pretensioner		SRS control unit		Gas strut / Preloaded spring
	High strength zone		Battery pack, low voltage		Battery pack, high-voltage		High voltage power cable		Low voltage device that disconnects high voltage
	Fuse box disabling high voltage		High voltage component		AIR tank				



Audi Q6 / SQ6 e-tron

SUV, from 2024

5-door, 5-seater

1. Identification / recognition



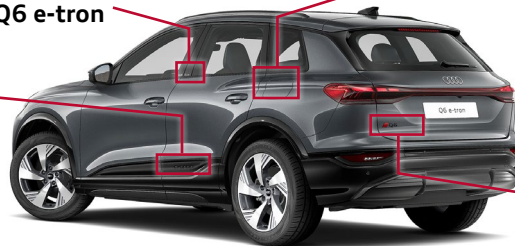
The electric drive motor is silent. The display in the dash panel insert (power display) provides feedback as to whether the electric drive is switched to "OFF", or "READY" for operation.

Lettering

Audi Q6 / SQ6 e-tron

Charging socket

e-tron



Q6

Lettering

(lettering can be deselected)

2. Immobilisation / stabilisation / lifting

Immobilising the vehicle

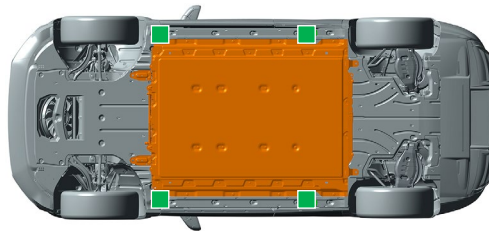



1. Press the park button "P" and set the parking brake.
2. Switch off ignition (power display "OFF"), press "Start-Stop" button without operating foot brake.




Remove vehicle key, key card and/or smartphone app so that they are more than 5 m away from the vehicle if possible.

Lifting points



 Appropriate lifting points

 High voltage battery

3. Disable direct hazards / safety regulations

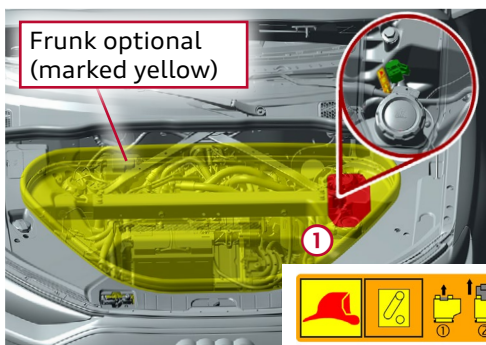
Deactivating the high-voltage system

In the event of an accident in which the airbag is triggered, the high voltage system is automatically deactivated when airbag triggering is detected. The high voltage system is de-energised approx. 20 seconds after deactivation.



In all other cases, the high voltage system can be deactivated as follows:

Option 1: in the vehicle front end



1. Locate the emergency cut-out connection
In the case of frunk (optional equipment: additional stowage compartment in the vehicle front end): remove service cover ①

2. Open the emergency cut-out connection



① Pull out the red tab



② Pull out the black connector



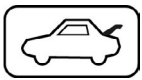
Do not touch, cut or open damaged high voltage components, cables and high voltage batteries! Wear appropriate personal protective equipment!



Audi Q6 / SQ6 e-tron

SUV, from 2024

5-door, 5-seater






Option 2: fuse in the luggage compartment

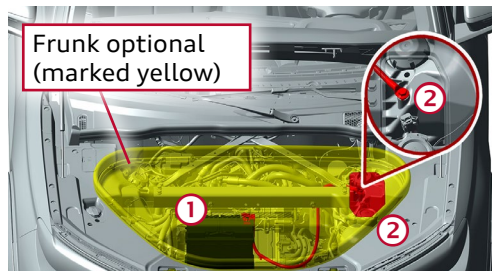
1. Lift luggage compartment floor

2. Remove cover (left side of vehicle)

3. Locate fuse (below plastic carrier) and pull out



Disconnecting the 12-volt vehicle battery

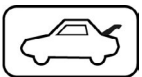


① Locate battery and disconnect negative terminal
In the case of frunk (additional stowage compartment in vehicle front end, optional equipment):

② Remove the service cover

③ Disconnect ground connection of battery to body

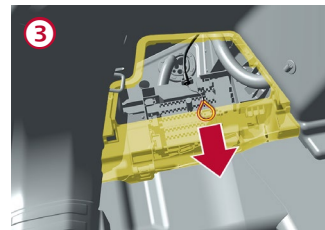


Disconnecting from the charging station (manual release of charging connector)



Lift luggage compartment floor

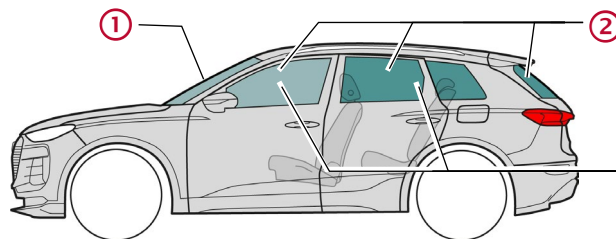
Remove cover (left side of vehicle)

Pull the yellow loop, remove the charging connector



Charging socket on right: same procedure as on left side of vehicle (pull yellow loop)

4. Access to the occupants



Glass types:

① Laminated glass

② Tempered glass

③ Optional side windows
Laminated glass

5. Stored energy / liquids / gases / solids



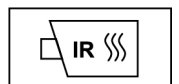
12 V



800 V
Lithium-ion



In the event of mechanical deformation of the battery system, there is a risk of a thermal reaction in the high voltage battery.
Monitor the temperature of the high voltage battery!





Audi Q6 / SQ6 e-tron

SUV, from 2024

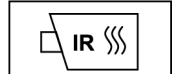
5-door, 5-seater

6. In case of fire



Lithium-ion batteries can self-ignite either immediately or after a delay when damage occurs or they are not used properly, or re-ignite after fire-fighting measures.

Wear appropriate personal protective equipment!



7. In case of submersion

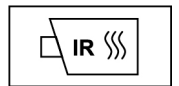
After recovering the vehicle from the water, deactivate the high voltage system (see chapter 3) and drain the water. Wear appropriate personal protective equipment!

8. Towing / transportation / storage



Lithium-ion batteries can self-ignite or re-ignite after fire-fighting measures!

Wear appropriate personal protective equipment!



In the event that vehicles that have been in accidents have a damaged battery or the battery exhibits anomalies: disable the high voltage system (see chapter 3). Park the vehicle at a safe distance of at least 5 m from buildings and other vehicles (quarantine area).



Do not tow away a vehicle that was in an accident by the drive axles.



9. Important additional information

Further information can be found in the Audi guideline for rescue services at www.audi.com/rescue

10. Explanation of pictograms used

Flammable	Corrosives	Hazardous to the human health	Environmental hazard	Electric Vehicle	Warning, Electricity	General warning sign	Use water to extinguish the fire
Dangerous voltage	Remove smart key	Use thermal Infrared camera	Bonnet	Boot			