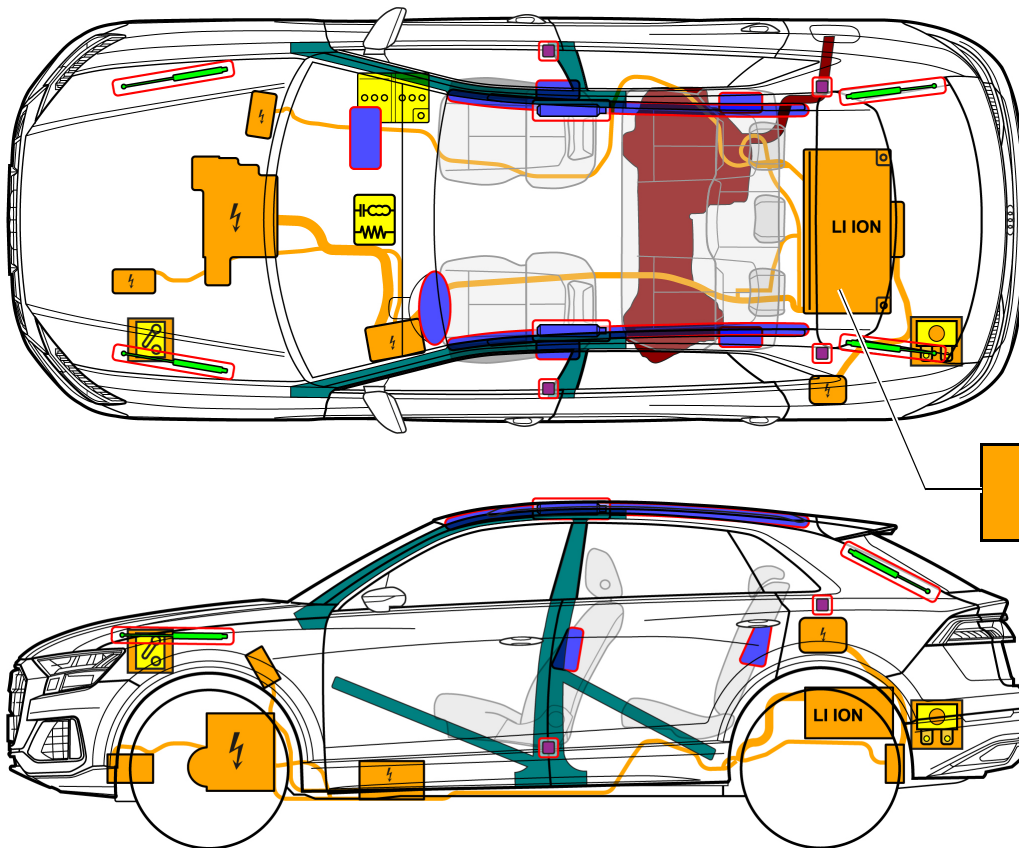




# Audi Q8 TFSI e

5-door model, 2020 - 2024



**Note:** The illustration shows the maximum possible range of equipment.

	Airbag		Stored gas inflator		Seat belt pretensioner		SRS control unit		Pedestrian protection active system
	Automatic roll-over protection system		Gas strut / preloaded spring		High-strength zones		Special attention		
	Battery, low-voltage		Ultra-capacitor, low-voltage		Fuel tank		Gas tank		Safety valve
	Battery, high-voltage		High voltage cable		High voltage separator		Fuse box, disabling high-voltage system		High voltage ultra-capacitor
	High voltage separator to low voltage		Fuse box, disabling high voltage to low voltage		High voltage component		Fuel tank, petrol		



# Audi Q8 TFSI e

5-door model, 2020 - 2024

## 1. Identification / recognition



The electric motor is silent. The indicator on the left of the instrument cluster (power meter) indicates whether the electric drive is switched "OFF" or "READY" for operation.

Logo



Logos can be deselected

Charging socket



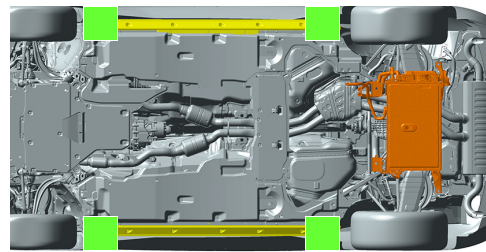
## 2. Immobilisation / stabilisation / lifting

Immobilise the vehicle

Press the Park button "P" and apply the parking brake.



Lifting points



Suitable lifting points

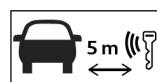
High voltage battery

## 3. Disable direct hazards / safety regulations

Turn off the ignition (power meter display "OFF")



Press the START-STOP button without depressing the brake pedal




A key card or a smartphone app can also be used instead of a remote control key.

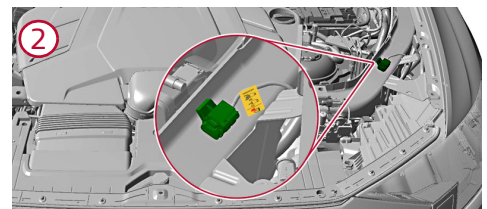
Deactivate the high voltage system



Option 1: (Separation point in engine compartment)  
Remove the cover

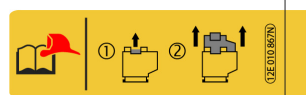


Release separation point



① Pull out red tab

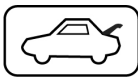
② Pull out black connector



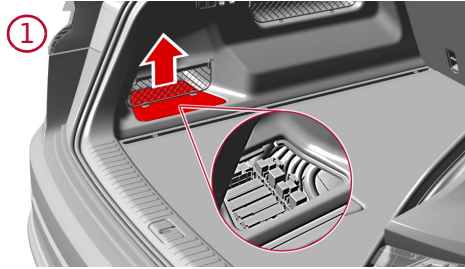


# Audi Q8 TFSI e

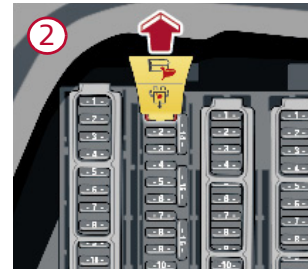
5-door model, 2020 - 2024



Option 2: (Fuse in luggage compartment)  
Remove the cover



Pull out fuse



Do not touch, cut or open high voltage components or the high-voltage battery.  
Wear suitable safety equipment.


In the event of an accident in which the airbags are deployed, the high-voltage system will be automatically deactivated. The high-voltage system is de-energised approx. 20 seconds after deactivation.

## Disconnect the 12-volt battery




In the footwell on the right-hand side of the vehicle


Remove the floor mat



Remove the carpet



Disconnect the negative terminal




## Separate from charging station (emergency release)



Locate the cover



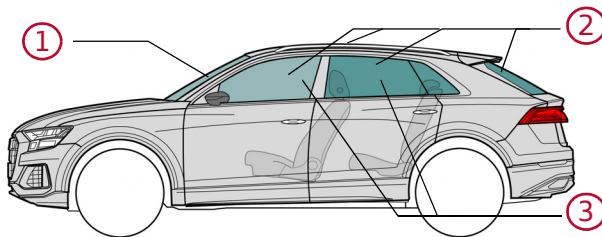
Pull the yellow loop



Disconnect the charging connector



## 4. Access to the occupants



Glass types:

- ① Composite safety glass
- ② Single-layer safety glass
- ③ Side windows, optionally composite safety glass

## 5. Stored energy / liquids / gases / solids



400V



# Audi Q8 TFSI e

5-door model, 2020 - 2024

					75 l
					12V

There is a risk of a thermal reaction in the high-voltage battery if coolant escapes from the battery cooling system. Monitor the temperature of the high-voltage battery.

## 6. In case of fire

Lithium-ion batteries can self-ignite spontaneously or after a delay in the event of damage or incorrect use, and can re-ignite after a fire has been suppressed. Wear suitable safety equipment.

## 7. In case of submersion

After recovering the vehicle from the water, deactivate the high-voltage system (see Section 3) and allow the water to drain off. Wear suitable safety equipment.

## 8. Towing / transportation / storage

Do not tow a vehicle that has been involved in an accident on its drive axles. Deactivate the high-voltage system (see Section 3). Park the vehicle at a safe distance, at least 5 m, from buildings and other vehicles (quarantine area).

Lithium-ion batteries can self-ignite, or re-ignite after a fire has been extinguished.

## 9. Important additional information

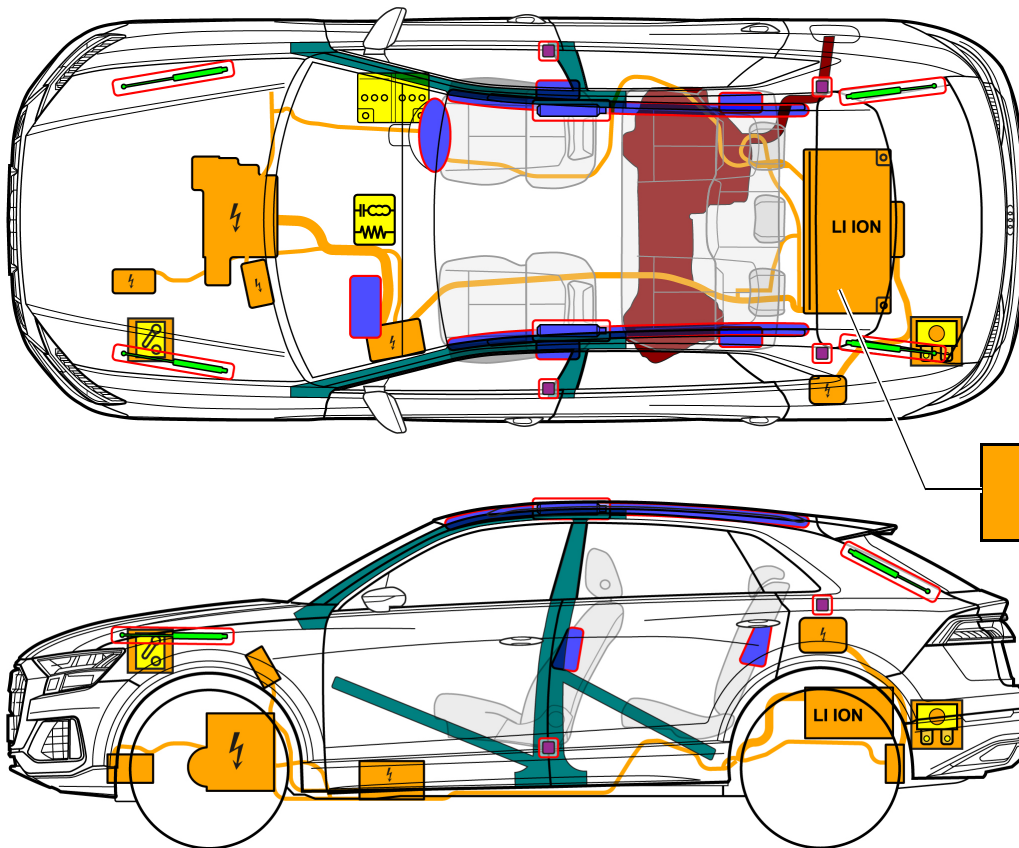
## 10. Explanation of pictograms used

Flammable	Explosive	Caustic, skin irritant	Hazardous to human health	Environmental hazard	Petrol hybrid vehicle	Petrol vehicle	High voltage warning
		<b>LI ION</b>					
Caution, danger	Use lots of water to extinguish the fire.	Lithium-ion battery	Dangerous voltage	Release the bonnet	Unlock luggage compartment	Use thermal infrared camera	Remove smart key



# Audi Q8 TFSI e

5-door model, 2020 - 2024



**Note:** The illustration shows the maximum possible range of equipment.

	Airbag		Stored gas inflator		Seat belt pretensioner		SRS control unit		Pedestrian protection active system
	Automatic roll-over protection system		Gas strut / preloaded spring		High-strength zones		Special attention		
	Battery, low-voltage		Ultra-capacitor, low-voltage		Fuel tank		Gas tank		Safety valve
	Battery, high-voltage		High voltage cable		High voltage separator		Fuse box, disabling high-voltage system		High voltage ultra-capacitor
	High voltage separator to low voltage		Fuse box, disabling high voltage to low voltage		High voltage component		Fuel tank, petrol		



# Audi Q8 TFSI e

5-door model, 2020 - 2024

## 1. Identification / recognition



The electric motor is silent. The indicator on the left of the instrument cluster (power meter) indicates whether the electric drive is switched "OFF" or "READY" for operation.

Logo



Logos can be deselected


Charging socket



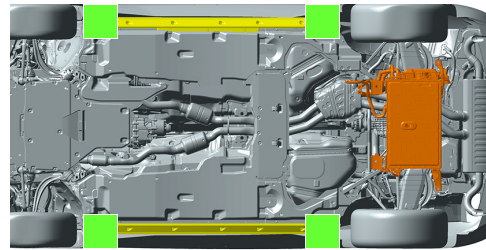
## 2. Immobilisation / stabilisation / lifting


### Immobilise the vehicle

Press the Park button "P" and apply the parking brake.



### Lifting points



 Suitable lifting points

 High voltage battery

## 3. Disable direct hazards / safety regulations

### Turn off the ignition (power meter display "OFF")



Press the START-STOP button without depressing the brake pedal




A key card or a smartphone app can also be used instead of a remote control key.

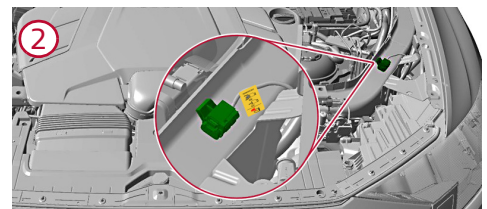
### Deactivate the high voltage system



Option 1: (Separation point in engine compartment)  
Remove the cover

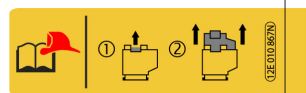


### Release separation point



① Pull out red tab

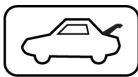
② Pull out black connector



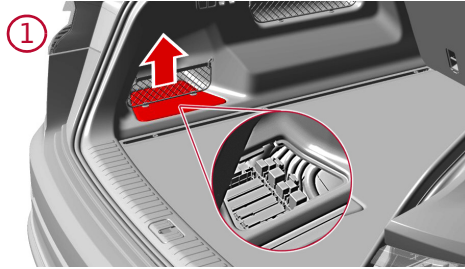


# Audi Q8 TFSI e

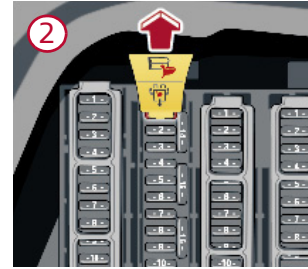
5-door model, 2020 - 2024



Option 2: (Fuse in luggage compartment)  
Remove the cover



Pull out fuse



Do not touch, cut or open high voltage components or the high-voltage battery.  
Wear suitable safety equipment.


In the event of an accident in which the airbags are deployed, the high-voltage system will be automatically deactivated. The high-voltage system is de-energised approx. 20 seconds after deactivation.

### Disconnect the 12-volt battery



In the footwell on the right-hand side of the vehicle


Remove the floor mat



Remove the carpet



Disconnect the negative terminal




### Separate from charging station (emergency release)



Locate the cover



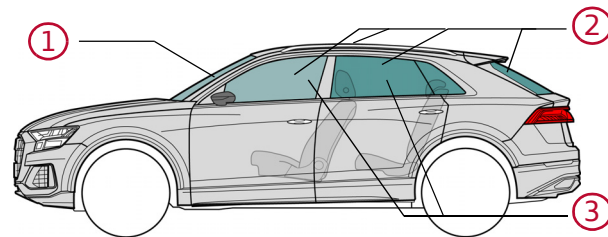
Pull the yellow loop



Disconnect the charging connector



## 4. Access to the occupants



Glass types:

- ① Composite safety glass
- ② Single-layer safety glass
- ③ Side windows, optionally composite safety glass

## 5. Stored energy / liquids / gases / solids



400V



# Audi Q8 TFSI e

5-door model, 2020 - 2024

					75 l
					12V

There is a risk of a thermal reaction in the high-voltage battery if coolant escapes from the battery cooling system. Monitor the temperature of the high-voltage battery.

## 6. In case of fire

Lithium-ion batteries can self-ignite spontaneously or after a delay in the event of damage or incorrect use, and can re-ignite after a fire has been suppressed. Wear suitable safety equipment.

## 7. In case of submersion

After recovering the vehicle from the water, deactivate the high-voltage system (see Section 3) and allow the water to drain off. Wear suitable safety equipment.

## 8. Towing / transportation / storage

Do not tow a vehicle that has been involved in an accident on its drive axles. Deactivate the high-voltage system (see Section 3). Park the vehicle at a safe distance, at least 5 m, from buildings and other vehicles (quarantine area).

Lithium-ion batteries can self-ignite, or re-ignite after a fire has been extinguished.

## 9. Important additional information

## 10. Explanation of pictograms used

Flammable	Explosive	Caustic, skin irritant	Hazardous to human health	Environmental hazard	Petrol hybrid vehicle	Petrol vehicle	High voltage warning
		<b>LI ION</b>					
Caution, danger	Use lots of water to extinguish the fire.	Lithium-ion battery	Dangerous voltage	Release the bonnet	Unlock luggage compartment	Use thermal infrared camera	Remove smart key